



MV Theseus



General Info

Built	2000
Flag	Antigua & Barbuda
IMO No.	9199256
Class	BV I 3/3 E Cargo Ship Container Ship heavy cargo, deep sea, Fin/Swe Ice Class IB, AUT MC
Type	Seine / Rhone / Rhine going General Cargo / Container Vessel

Hold & Hatches

Hatch	Crocodile hydraulic folding covers
Hatch dimension	57,81 m x 9,30 m
Hold cbft grain	129.748 / 132.840 cbft (with/ without bulkheads)
Hold cbft bale	126.512 / 129.640 cbft
Hold dimension	59,66 m x 9,30 m x 6,65 m
1m less length if bulkheads in aftward pos. boxshaped at length of 51,81m	

Tonnage

Dwat summer	2.460 t
Dwat winter	2.370 t
GT / NT	1.846 / 1.081

Dimensions

LOA	89,71 m
Breadth over all	11,65 m
Depth	5,80 m
Draught	4,45 m
Ballast draft	3,12 m

Speed consumption

abt. 10,0 kn at 4,5 mt GO per day
abt. 12,5 kn at 6,5 mt GO per day
Sailing range 5.500 nautical miles

Hold Equipment

Fittings	ventilation 6 air changes per day
Bulkheads	2 x moveable bulkheads, 8 diff. positions

Permissible loads

Tanktop	15,00 t / m ²
Weatherdeck hatch	1,56 t / m ²

Containers

Hold	52 TEU
On deck	72 TEU
Total	124 TEU
Hom. Load at 14mt	100 TEU
Fitted for 20' 30' 40' 48' and 49' container	

Engine

Main engine	Deutz MWM SBV 8M 628 1.500 kW
Fixed propeller with gearbox	
Aux. engine	2 x Scania DS 995 M03S, 195 kW
Emergency Engine	Valmet 420 DSG, 70 kW
Bow thruster	1 x 192 kW

Tank capacity

Fuel GO	147,09 m ³
Freshwater	30,00 m ³
LO	14,75 m ³
Ballast	1.118,03 m ³

CONTAINER STOWAGE

Bay 17 40,0 t	Bay 15 80,0t	Bay 13 80,0t	Bay 11 80,0t
Bay 16 45,0t		Bay 12 40,0t	

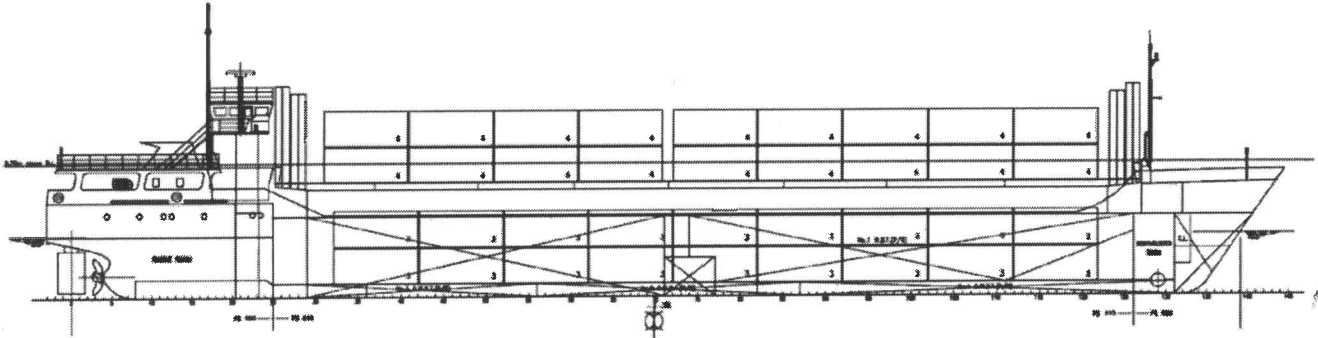
Bay 09 80,0t	Bay 07 80,0t	Bay 05 80,0t	Bay 03 80,0t	Bay 01 40,0t
Bay 08 40,0t		Bay 04 40,0t		

CONTAINER ON HATCH
20' Container with Stack Load
40' Container with Stack Load

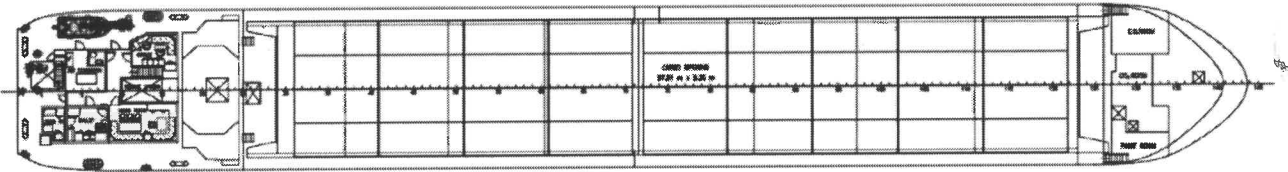
Bay 17 40,0 t	Bay 15 48,0t	Bay 13 48,0t	Bay 11 48,0t
Bay 16 61,0t		Bay 12 61,0t	

Bay 09 40,0t	Bay 07 48,0t	Bay 05 48,0t	Bay 03 48,0t	Bay 01 48,0t
Bay 08 61,0t		Bay 04 61,0t		

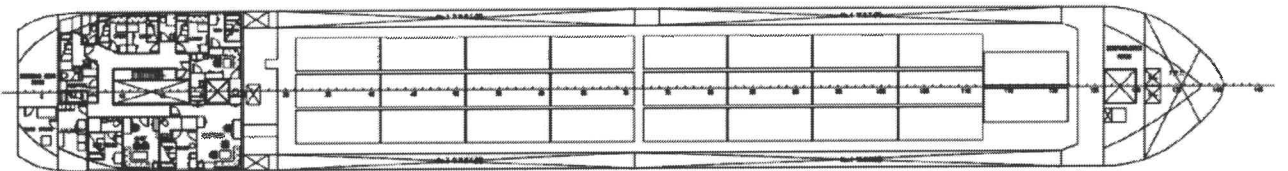
CONTAINER IN HOLD
20' Container with Stack Load
40' Container with Stack Load



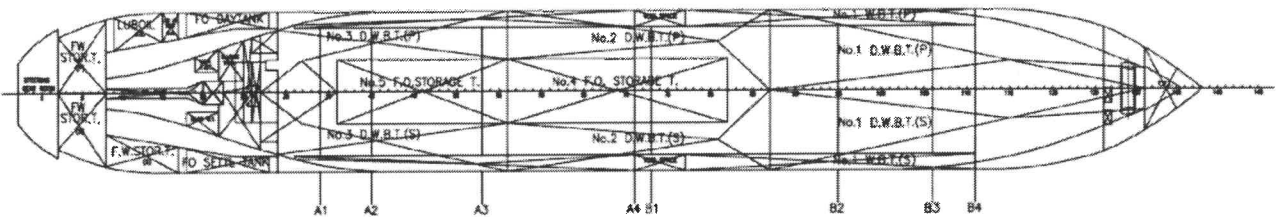
MAIN DECK



TWEEN DECK



DOUBLE BOTTOM



HOLD COMPARTMENTS

Grain Bulkhead Position

Alt	fore
fr 29	A1
A1	A2
A2	A3
A3	A4
A4	B1
B1	B2
B2	B3
B3	B4
B4	fr. 126

Compartment Capacity

	m ³	cbf
A1	225,9	7999
A2	195,2	6910
A3	507,5	17966
A4	698,0	24707
B1	92,7	3265
B2	849,0	30055
B3	429,4	15202
B4	195,2	6910
Total	3750,2	132843

